

**1200V/2A Silicon Carbide Power Schottky Barrier Diode**

**Features**

- Rated to 1200V at 2 Amps
- Zero reverse recovery current
- Zero forward recovery voltage
- Temperature independent switching behavior
- High temperature operation
- High frequency operation


Key Characteristics		
$V_{RRM}$	<b>1200</b>	<b>V</b>
$I_F, T_c \leq 135^\circ\text{C}$	<b>3.2</b>	<b>A</b>
$Q_C$	<b>12</b>	<b>nC</b>

**Benefits**


- Unipolar rectifier
- Substantially reduced switching losses
- No thermal run-away with parallel devices
- Reduced heat sink requirements

**Applications**

- SMPS, e.g., CCM PFC;
- Motor drives, Solar application, UPS, Wind turbine, Rail traction, EV/HEV



**Package: TO-252**



Part No.	Package Type	Marking
SC3S12002C	TO-252	12002

## Maximum Ratings

Parameter	Symbol	Test Condition	Value	Unit
Repetitive Peak Reverse Voltage	$V_{RRM}$		1200	V
Surge Peak Reverse Voltage	$V_{RSM}$		1200	
DC Blocking Voltage	$V_{DC}$		1200	
Continuous Forward Current	$I_F$	$T_C=25^{\circ}C$ $T_C=135^{\circ}C$ $T_C=155^{\circ}C$	6.2 3.2 2	A
Repetitive Peak Forward Surge Current	$I_{FRM}$	$T_C=25^{\circ}C$ , $t_p=10ms$ , Half Sine Wave, $D=0.3$	10	A
Non-repetitive Peak Forward Surge Current	$I_{FSM}$	$T_C=25^{\circ}C$ , $t_p=10ms$ , Half Sine Wave	20	A
Power Dissipation	$P_{TOT}$	$T_C=25^{\circ}C$	53.2	W
		$T_C=110^{\circ}C$	23	W
Operating Junction	$T_j$		-55 $^{\circ}C$ to 175 $^{\circ}C$	$^{\circ}C$
Storage Temperature	$T_{stg}$		-55 $^{\circ}C$ to 175 $^{\circ}C$	$^{\circ}C$
Mounting Torque		M3 Screw 6-32 Screw		Nm lbf-in

## Thermal Characteristics

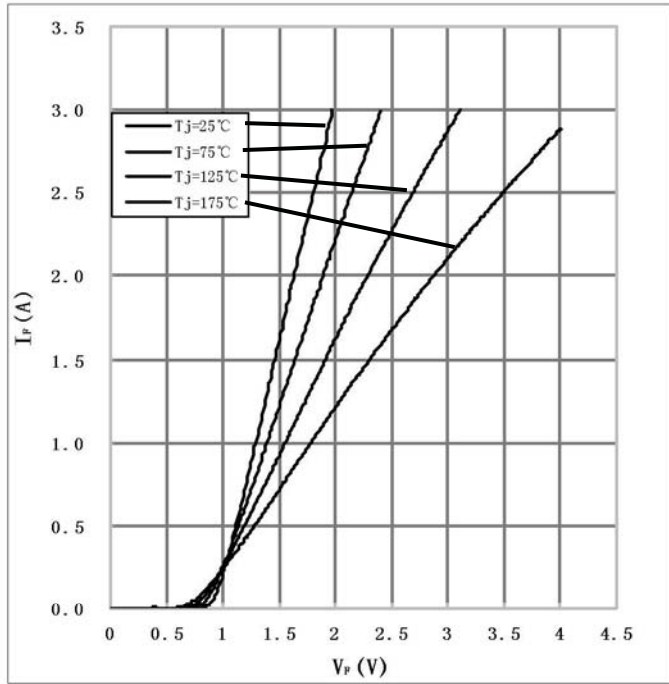
Parameter	Symbol	Test Condition	Value	Unit
			Typ.	
Thermal resistance from junction to case	$R_{thJC}$		2.82	$^{\circ}C/W$

## Electrical Characteristics

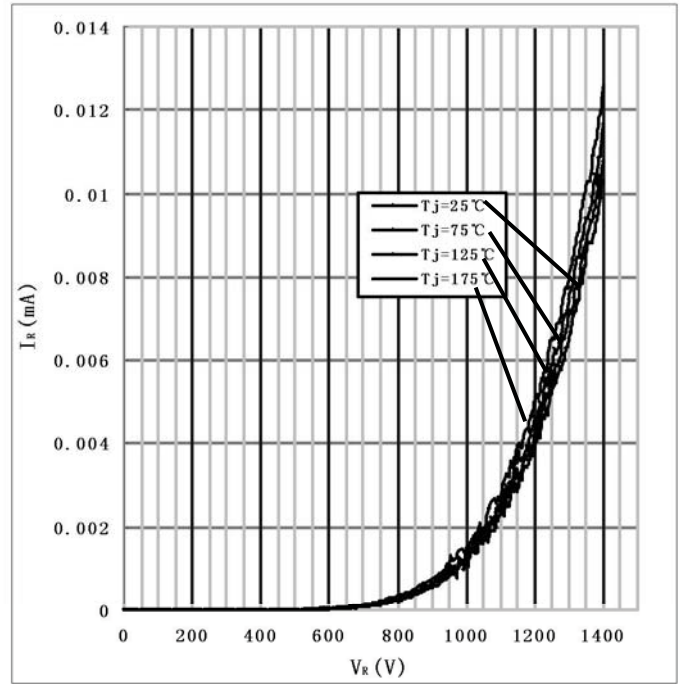
Parameter	Symbol	Test Conditions	Numerical		Unit
			Typ.	Max.	
Forward Voltage	$V_F$	$I_F=2A$ , $T_j=25^{\circ}C$	1.62	1.7	V
		$I_F=2A$ , $T_j=175^{\circ}C$	2.8	3	
Reverse Current	$I_R$	$V_R=1200V$ , $T_j=25^{\circ}C$	20	100	$\mu A$
		$V_R=1200V$ , $T_j=175^{\circ}C$	30	200	
Total Capacitive Charge	$Q_C$	$V_R=800V$ , $T_j=150^{\circ}C$ $Q_C = \int_0^{V_R} C(V)dV$	12	-	nC
Total Capacitance	C	$V_R=0V$ , $T_j=25^{\circ}C$ , $f=1MHz$	136	150	pF
		$V_R=400V$ , $T_j=25^{\circ}C$ , $f=1MHz$	12	13	
		$V_R=800V$ , $T_j=25^{\circ}C$ , $f=1MHz$	11	12	

# RATING AND CHARACTERISTICS CURVES(SC3S12002C)

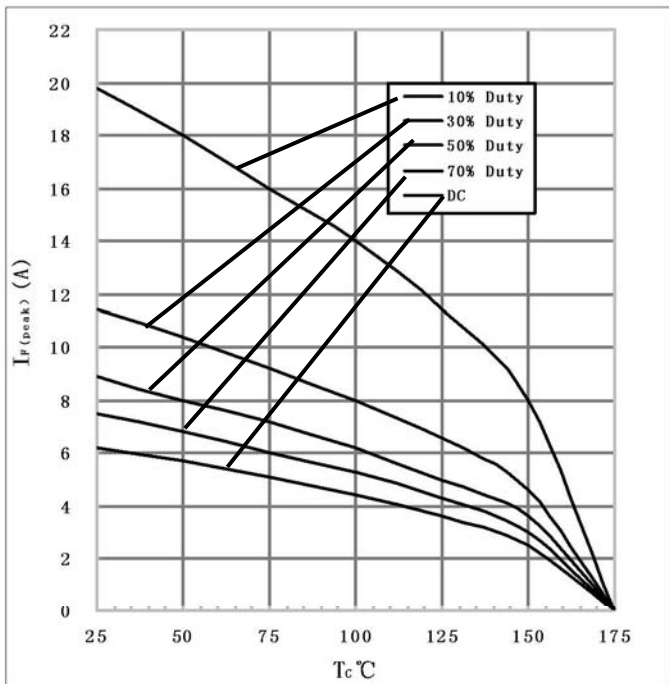
1) Forward IV characteristics as a function of Tj :



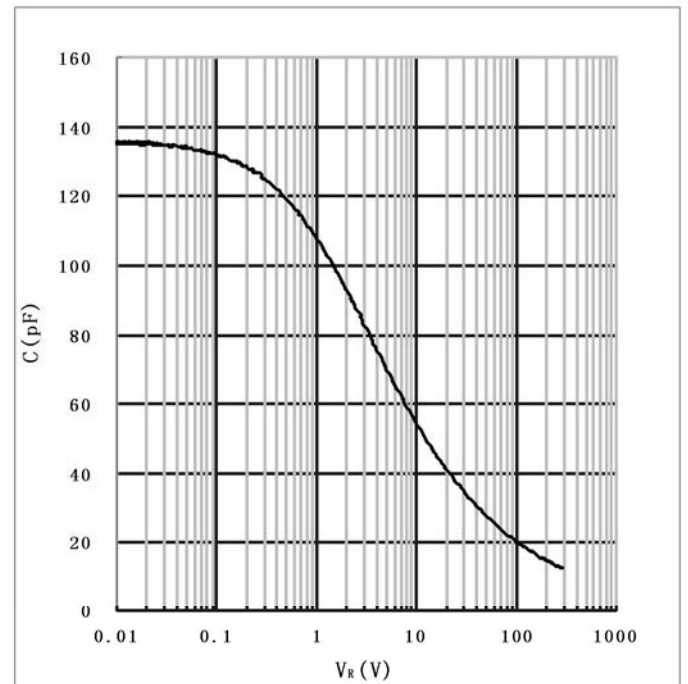
2) Reverse IV characteristics as a function of Tj :



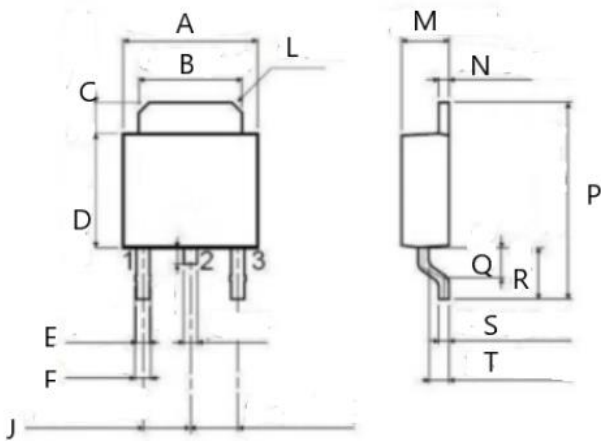
3) Current Derating



4) Capacitance vs. reverse voltage :



**Package TO-252**



DIM	Millimeters		Inches	
	Min.	Max.	Min.	Max.
A	6.4	6.6	0.251	0.259
B	5.2	5.4	0.204	0.212
C	1.15	1.35	0.045	0.053
D	5.7	6.1	0.224	0.240
E	1.3		0.051	
F	0.75		0.029	
J	2.1	2.5	0.082	0.098
L	0.5		0.019	
M	2.2	2.4	0.086	0.094
N	0.4	0.6	0.015	0.023
P	9.9	10.1	0.389	0.397
Q	1.5		0.059	
R	3.0		0.118	
S	0.4	0.6	0.015	0.023
T	0.9	1.1	0.035	0.043

## DISCLAIMER NOTICE

Rectron Inc reserves the right to make changes without notice to any product specification herein, to make corrections, modifications, enhancements or other changes. Rectron Inc or anyone on its behalf assumes no responsibility or liability for any errors or inaccuracies. Data sheet specifications and its information contained are intended to provide a product description only. "Typical" parameters which may be included on RECTRON data sheets and/ or specifications can and do vary in different applications and actual performance may vary over time. Rectron Inc does not assume any liability arising out of the application or use of any product or circuit.

Rectron products are not designed, intended or authorized for use in medical, life-saving implant or other applications intended for life-sustaining or other related applications where a failure or malfunction of component or circuitry may directly or indirectly cause injury or threaten a life without expressed written approval of Rectron Inc. Customers using or selling Rectron components for use in such applications do so at their own risk and shall agree to fully indemnify Rectron Inc and its subsidiaries harmless against all claims, damages and expenditures.

# Mouser Electronics

Authorized Distributor

Click to View Pricing, Inventory, Delivery & Lifecycle Information:

[Rectron:](#)

[SC3S12002C-T](#)